

Site Plan 1:250

Upper Floor Plan 1:100

Legend

- WC WATER CLOSET
- B BASIN
- SH SHOWER
- U URINAL
- BS BAR SINK
- CL.S CLEANERS SINK
- FW FLOORWASTE
- HWU HOT WATER UNIT
- Tu TUNOUSH
- SEWER

Notes

1. ALL PLUMBING AND DRAINAGE TO BE IN ACCORDANCE WITH THE NATIONAL PLUMBING AND DRAINAGE CODE AS.3500.
2. ALL WORK TO BE CARRIED OUT BY A LICENCED PLUMBER.
3. ALL SANITARY DRAINAGE / PLUMBING PIPES SHALL BE P.V.C. (UNLESS OTHERWISE NOTED)
BELOW GROUND - CLASS SH TO AS.1280
ABOVE GROUND - CLASS SWV TO AS.1415
4. I.O.'s TO BE INSTALLED AS PER AS.3500, RAISED TO F.F.L. PROVIDED WITH BRASS TRAP SCREW. RAISED TO N.S.L. PROVIDED WITH CONCRETE SURROUND.
5. CONTRACTOR TO PROVIDE AS CONSTRUCTED DRAWINGS ON COMPLETION OF PROJECT.
6. ALL PIPEWORK TO BE CONCEALED.
7. CONTRACTOR TO ESTABLISH DEPTH OF DRAINAGE CONNECTION POINT TO ENSURE ADEQUATE DEPTH IS AVAILABLE PRIOR TO ANY EXCAVATION OR INSTALLATION OF DRAINS.
8. CONTRACTOR TO DETERMINE EXACT LOCATION OF EXISTING SERVICES PRIOR TO ANY EXCAVATION OR COMMENCEMENT OF WORK.
9. CONTRACTOR TO MAKE APPLICATION WITH P.A.W.A. FOR CONNECTION TO SEWER.

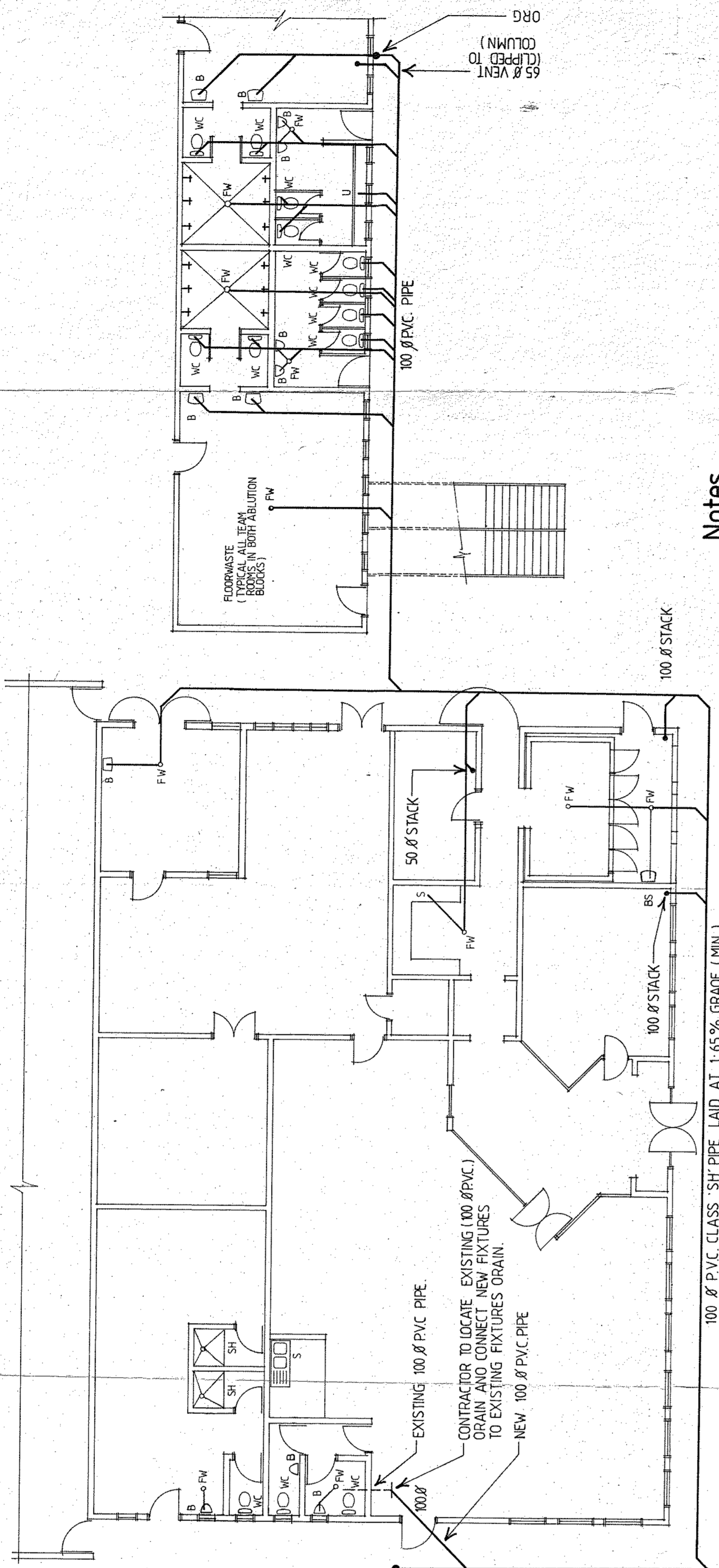

DIMENSIONS ARE NOT TO BE SCALED
VERIFY ALL DIMENSIONS ON SITE

ISSUE	AMENDMENT	DATE	DESIGNED	DATE	APPROVED
A	GENERAL REVISIONS	29.7.94	L.M.C. DRAWN L.M.C. CHECKED	JULY '94	L.M.C. JULY '94

colless & o'neill
pty. ltd.
consulting engineers darwin, n.t.
phone (089) 819644 fax (089) 410979

TITLE
OARWIN
PROPOSED RUGBY LEAGUE GRANDSTAND
LOT 3712 RICHARDSON PARK
SEWERAGE LAYOUT & SITE PLAN

DRAWING No	94 5674-H1-A
SHEET	H1 of 4
SCALE	1:100, 1:250
DATE	JULY '94
CAD FILE No.	

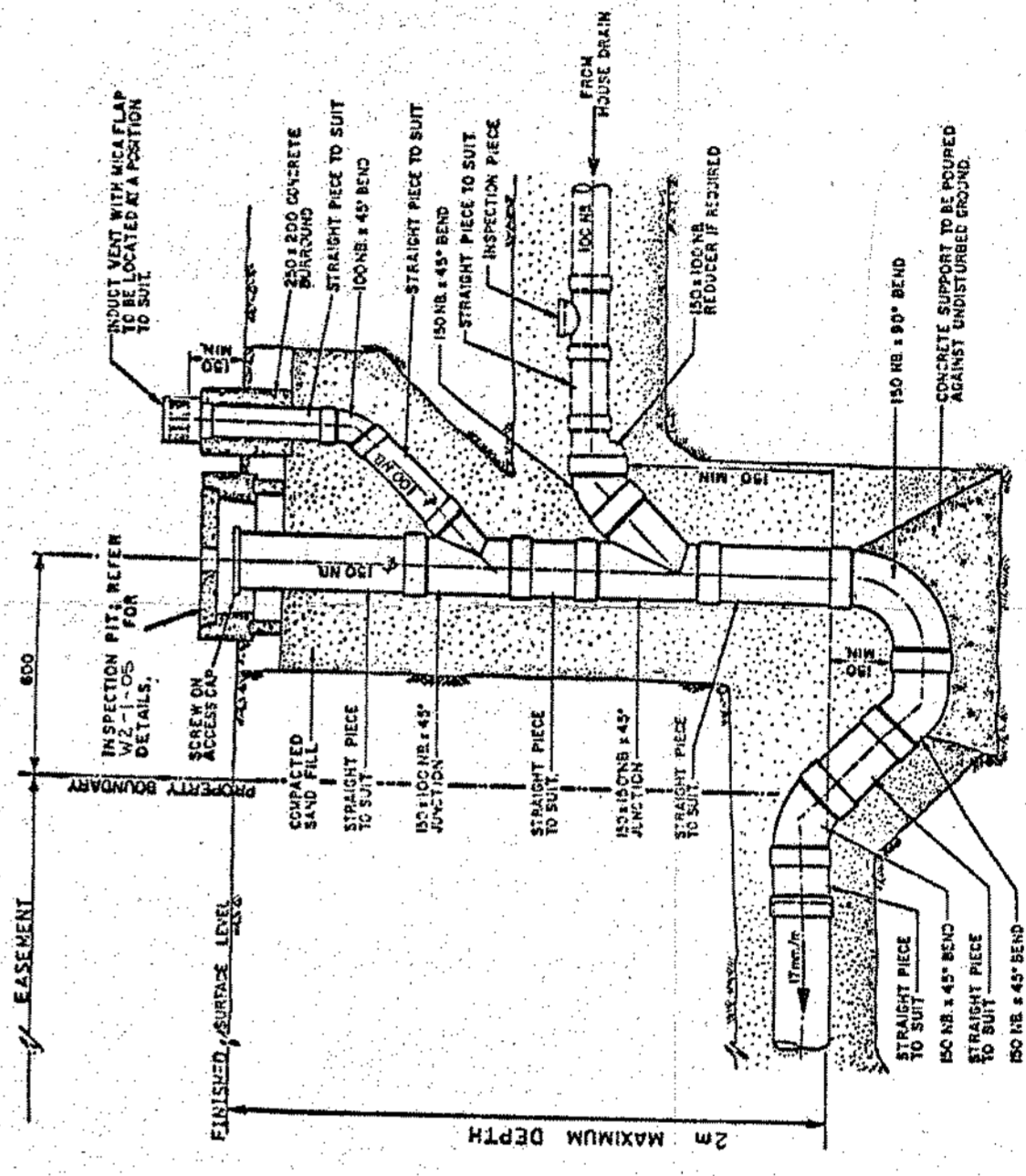


- Legend**
- WC WATER CLOSET
 - B BASIN
 - SH SHOWER
 - U URINAL
 - S SINK
 - BS BAR SINK
 - FW FLOORWASTE
 - ORG OVERFLOW RELIEF GULLY
 - SEWER

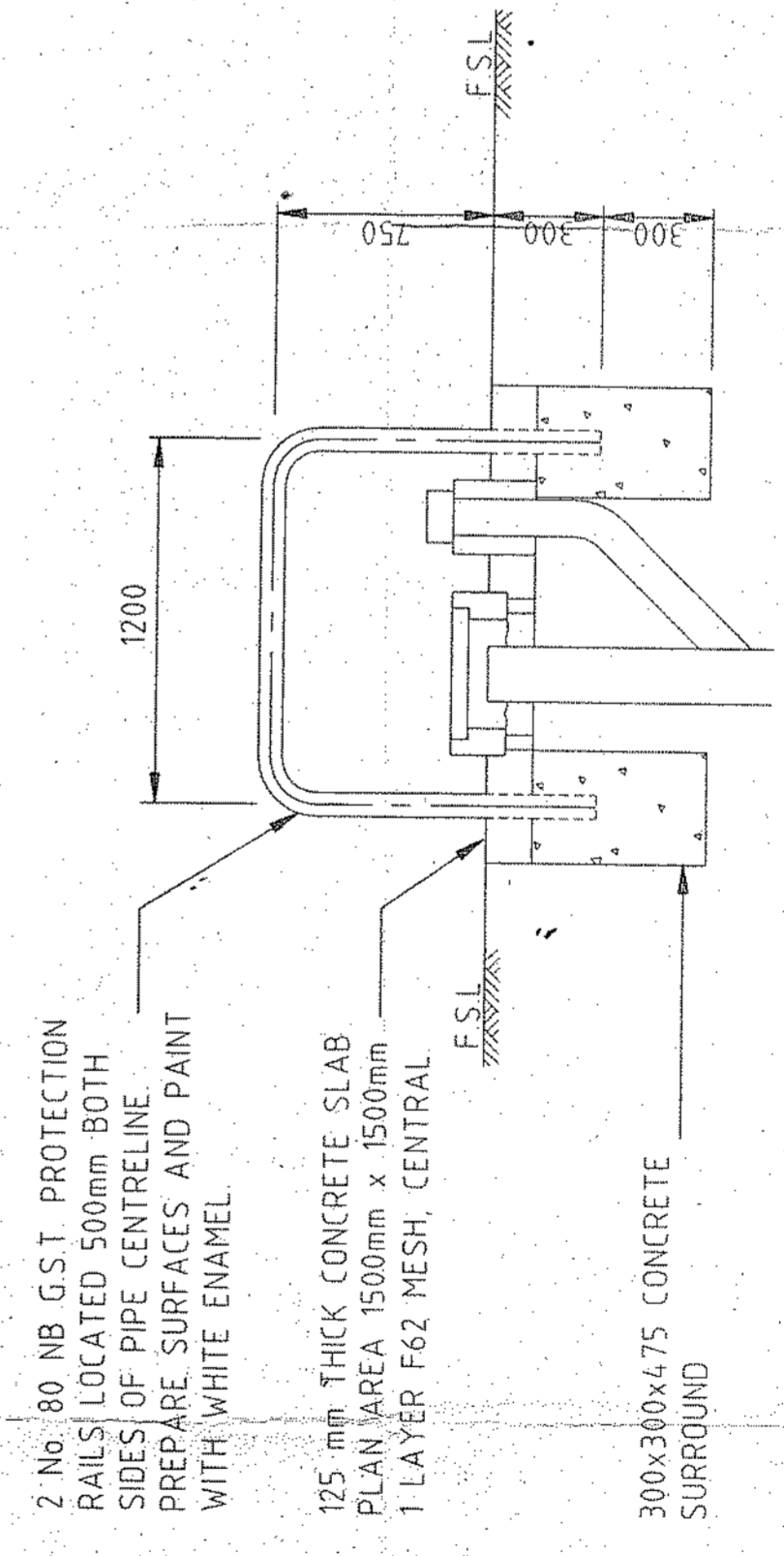
Notes

1. ALL PLUMBING AND DRAINAGE TO BE IN ACCORDANCE WITH THE NATIONAL PLUMBING AND DRAINAGE CODE AS 3500.
2. ALL WORK TO BE CARRIED OUT BY A LICENCED PLUMBER.
3. ALL SANITARY DRAINAGE / PLUMBING PIPES SHALL BE P.V.C. (UNLESS OTHERWISE NOTED) BELOW GROUND - CLASS SH TO AS 1260 ABOVE GROUND - CLASS SWV TO AS 1415
4. I.O.'s TO BE INSTALLED AS PER AS 3500, RAISED TO F.F.L. PROVIDED WITH BRASS TRAP SCREW, RAISED TO N.S.L. PROVIDED WITH CONCRETE SURROUND.
5. CONTRACTOR TO PROVIDE 'AS CONSTRUCTED' DRAWINGS ON COMPLETION OF PROJECT.
6. ALL PIPEWORK TO BE CONCEALED.
7. CONTRACTOR TO ESTABLISH DEPTH OF DRAINAGE CONNECTION POINT TO ENSURE ADEQUATE DEPTHS IS AVAILABLE PRIOR TO ANY EXCAVATION OR INSTALLATION OF DRAINS.
8. CONTRACTOR TO DETERMINE EXACT LOCATION OF EXISTING SERVICES PRIOR TO ANY EXCAVATION OR COMMENCEMENT OF WORK.
9. CONTRACTOR TO MAKE APPLICATION WITH P.A.W.A. FOR CONNECTION TO SEWER.

Ground Floor Plan 1:100



TO JUNCTION (REFER SITE PLAN)



BOUNDARY TRAP PROTECTION

DIMENSIONS ARE NOT TO BE SCALED
VERIFY ALL DIMENSIONS ON SITE

ISSUE	AMENDMENT	DATE	DESIGNED
A <td>GENERAL REVISIONS</td> <td>29.7.94</td> <td>L.M.C.L.</td>	GENERAL REVISIONS	29.7.94	L.M.C.L.

DATE	BY
JULY '94	L.M.C.L.
JULY '94	L.M.C.L.
	CHECKED
	APPROVED

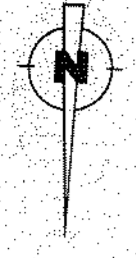


colless & o'neill pty. ltd.
consulting engineers darwin, n.t.
phone (089) 819844 fax (089) 410979

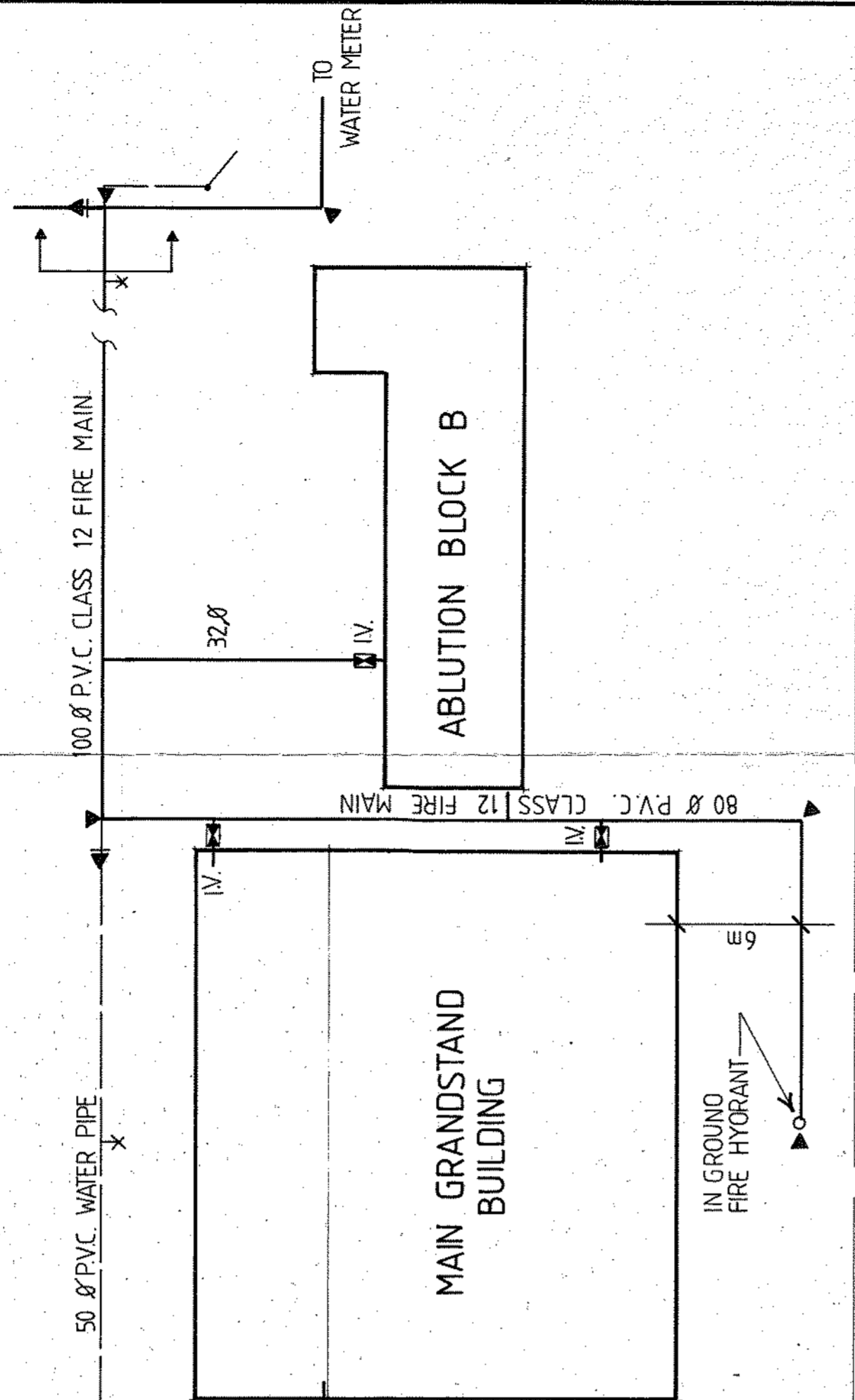


TITLE
DARWIN
PROPOSED RUGBY LEAGUE GRANDSTAND
LOT 3712 RICHARDSON PARK
SEWERAGE LAYOUT

DRAWING No.	94 5674 - H2 - A
SHEET	H2 of 4
SCALE	1:100
DATE	JULY '94



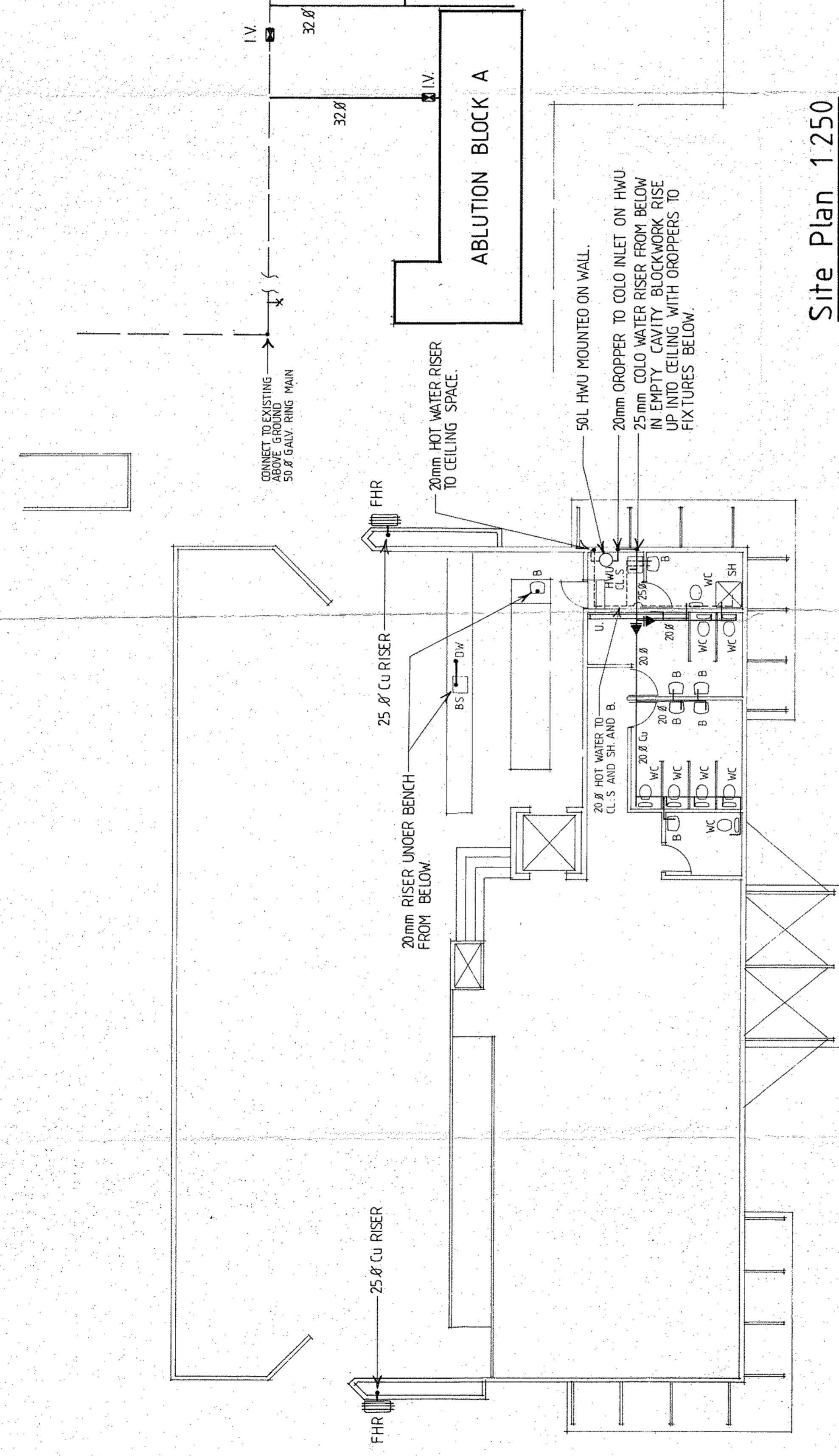
FOR CONTINUATION
REFER DRAWING
94 5676-CL



Notes

1. ALL PLUMBING AND DRAINAGE TO BE IN ACCORDANCE WITH THE NATIONAL PLUMBING AND DRAINAGE CODE AS 3500.
 2. ALL WORK TO BE CARRIED OUT BY A LICENCED PLUMBER.
 3. ALL HOT AND COLD WATER PIPES TO BE COPPER CLASS B TO AS.1432.
 4. ALL INTERNAL WATER PIPES TO BE RUN IN CEILING SPACE (UNLESS OTHERWISE NOTED)
 5. DROPPERS TO HOSECOCKS TO BE 20 DIA.
 6. WATER PIPES IN CONTACT WITH CONCRETE TO BE WRAPPED IN "KEMLAG" OR APPROVED EQUIVALENT.
 7. SUPPLY AND INSTALL 1 x "RHEEM" 80 LITRE HOT WATER UNIT OR EQUIVALENT (WHERE INDICATED ON DRAWING IN CLEANERS ROOM ON FIRST FLOOR) INSTALL UNIT TO MANUFACTURER'S SPECIFICATIONS, B.C.A. AND AS.3500. COMPLETE WITH PRESSURE RELIEF AND NON RETURN VALVE
 8. CONTRACTOR TO DETERMINE EXACT LOCATION OF EXISTING SERVICES PRIOR TO ANY EXCAVATION OR COMMENCEMENT OF WORK.
 9. CONTRACTOR TO PROVIDE AS CONSTRUCTED DRAWINGS ON COMPLETION OF PROJECT.
1. ALL PIPEWORK SHALL BE COORDINATED WITH OTHER SERVICES.
 2. FIRE HOSE REELS TO BE INSTALLED IN ACCORDANCE WITH AS.1221, AS 2441 AND B.C.A.
 3. CONTRACTOR TO DETERMINE EXACT LOCATION OF EXISTING TELECOM, ELECTRICAL, SEWER, WATER, GAS LINES AND EASEMENTS PRIOR TO EXCAVATION AND COMMENCEMENT OF WORK

Site Plan 1:250



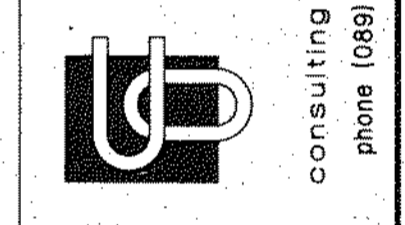
Upper Floor Plan 1:100

Legend


- OW OI SH WASHER
 - I.V. ISOLATING VALVE
 - WC WATER CLOSET
 - B BASIN
 - SH SHOWER
 - CL.S CLEANERS SINK
 - BS BAR SINK
 - HWU HOT WATER UNIT
 - RISE / DROPPER
 - RECOURER
 - WATER
 - HOT WATER
 - URINAL
 - FIRE HYDRANT
 - ISOLATING VALVE (IN CAST IRON BOX)
 - THRUST BLOCK
 - FIRE HOSE REEL
- 25 NB HOSE COCK APPROX. 150 ABOVE N.S.
AND SET FLUSH AGAINST NEW FENCE
AND/OR WALL. 3 NB. LOCATED WHERE
DIRECTED

DIMENSIONS ARE NOT TO BE SCALED
VERIFY ALL DIMENSIONS ON SITE

ISSUE	AMENDMENT	DATE	DESIGNED
A	GENERAL REVISIONS	29.7.94	L. MCL
			DRAWN
			L. MCL
			CHECKED
			APPROVED



colless & o'neill pty. ltd.
consulting engineers darwin, n.t.
phone (089) 819644 fax (089) 410979



TITLE
DARWIN
PROPOSED RUGBY LEAGUE GRANDSTAND
LOT 3712 RICHARDSON PARK
WATER LAYOUT & SITE PLAN

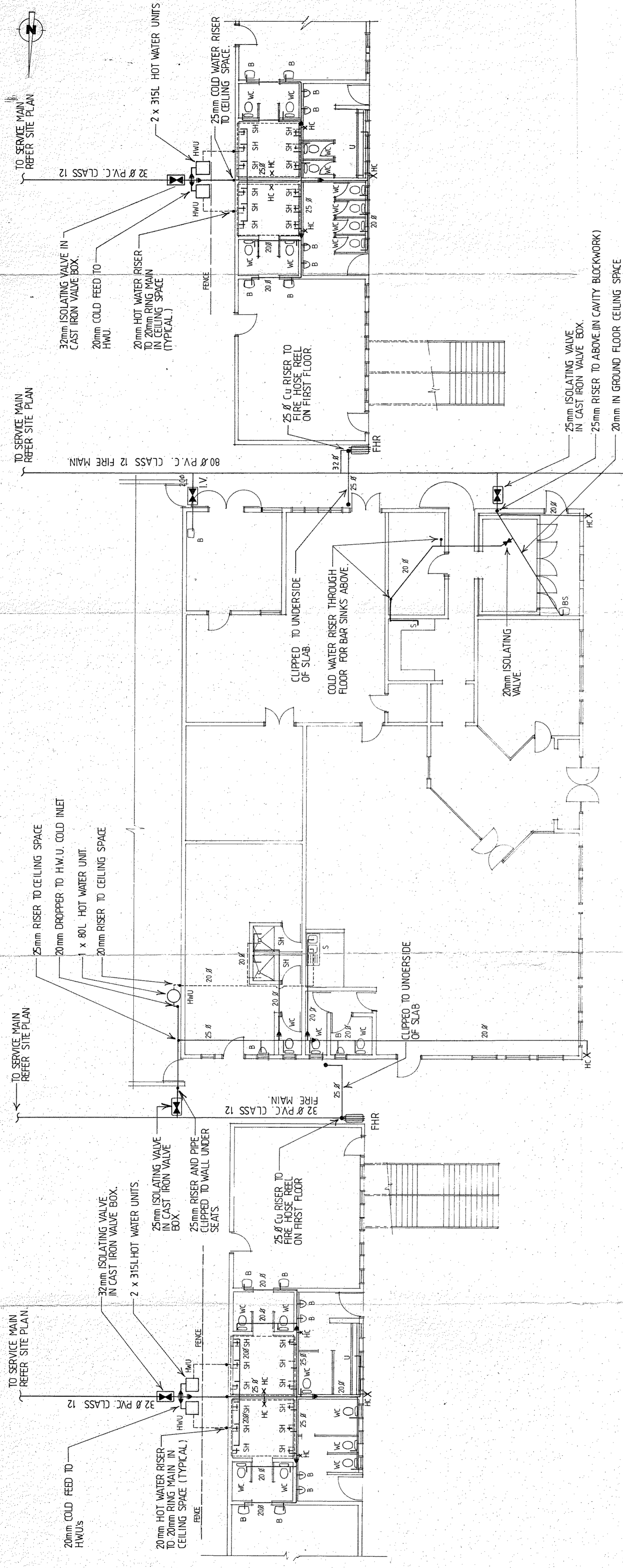
DRAWING No
94 5674 - H3 - A

SHEET
H3 of 4

SCALE
1:100, 1:250

DATE
JULY '94

CAD FILE No.



- Legend**
- I.V. ISOLATING VALVE
 - WC WATER CLOSET
 - B BASIN
 - SH SHOWER
 - U URINAL
 - S SINK
 - BS BAR SINK
 - HWU HOT WATER UNIT
 - HC HOSECOCK
 - RISER / DROPPER
 - REDUCER
 - WATER
 - HOT WATER
 - FIRE HOSE REEL

Ground Floor Plan 1:100


Notes

1. ALL PLUMBING AND DRAINAGE TO BE IN ACCORDANCE WITH THE NATIONAL PLUMBING AND DRAINAGE CODE AS.3500.
2. ALL WORK TO BE CARRIED OUT BY A LICENCED PLUMBER.
3. ALL HOT AND COLO WATER PIPES TO BE COPPER CLASS B TO AS.1432.
4. ALL INTERNAL WATER PIPES TO BE RUN IN CEILING SPACE (UNLESS OTHERWISE NOTED)
5. DROPPERS TO HOSECOCKS TO BE 20 DIA.
6. WATER PIPES IN CONTACT WITH CONCRETE TO BE WRAPPED IN "KEMLAG" OR APPROVED EQUIVALENT.
7. SUPPLY AND INSTALL 2 x " RHEEM " 315 LITRE TWIN ELEMENT HOT WATER UNITS OR EQUIVALENT FOR EACH ABLUTION BLOCK (WHERE INDICATED ON DRAWING).
INSTALL UNIT TO MANUFACTURER'S SPECIFICATIONS, B.C.A. AND AS.3500, COMPLETE WITH PRESSURE RELIEF AND NON RETURN VALVE.
8. SUPPLY AND INSTALL 1 x " RHEEM " 80 LITRE HOT WATER UNIT OR EQUIVALENT (WHERE INDICATED ON DRAWING IN REFEREES ROOM).
INSTALL UNIT TO MANUFACTURER'S SPECIFICATIONS, B.C.A. AND AS.3500, COMPLETE WITH PRESSURE RELIEF AND NON RETURN VALVE.
9. CONTRACTOR TO DETERMINE EXACT LOCATION OF EXISTING SERVICES PRIOR TO ANY EXCAVATION OR COMMENCEMENT OF WORK.
10. CONTRACTOR TO PROVIDE ' AS CONSTRUCTED ' DRAWINGS ON COMPLETION OF PROJECT.

DIMENSIONS ARE NOT TO BE SCALED
VERIFY ALL DIMENSIONS ON SITE

ISSUE	AMENDMENT	DATE	DESIGNED	DATE
A	GENERAL REVISIONS	29.7.94	L.M.C.L.	JULY '94
			DRAWN	JULY '94
			L.M.C.L.	
			CHECKED	
			APPROVED	

colless & o'neill pty. ltd.
consulting engineers darwin, n.t.
phone (089) 898444 fax (089) 410979



TITLE
DARWIN
PROPOSED RUGBY LEAGUE GRANDSTAND
LOT 3712 RICHARDSON PARK
WATER LAYOUT

DRAWING No
94 5674-H4-A
SHEET
H4 of 4
SCALE
1:100
DATE
JULY '94
CAD FILE No.